

How to set up a Mac so that it allows ITX Flex to make screen recordings

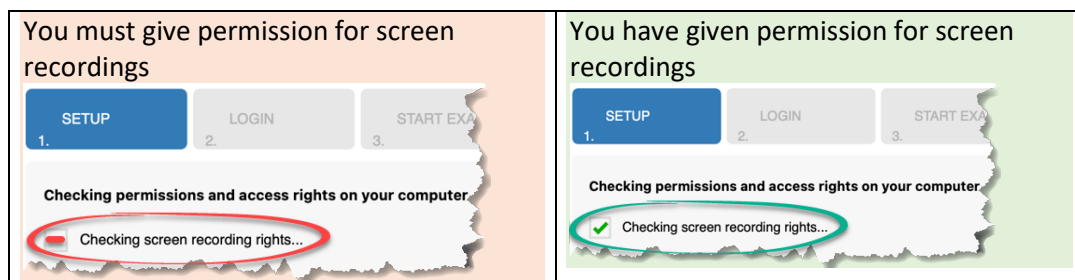
Background: A new safety setting has been added to Macs which prevents ITX Flex from making screen recordings of the visual activities on a Mac unless you set up your Mac to allow these recordings.

Objective: To set up a Mac so that it allows ITX Flex to make screen recordings while ITX Flex is active during the monitoring of an on-site examination.

Please note: ITX Flex only makes screen recordings when the programme is running and if the Mac has been set up to allow these recordings.

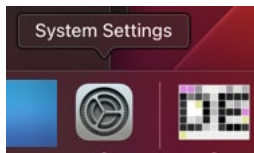
If your ITX Flex set-up notifies you that you have not given your permission for it to make screen recordings, as illustrated by the red screenshot below, you must give your permission.

If you do not give your permission, Digital Exam will not give you access to your exam assignment!

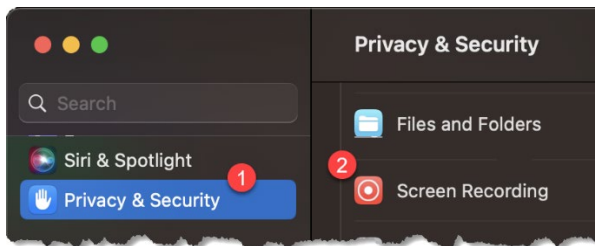



Setup guide – giving permission for screen recordings

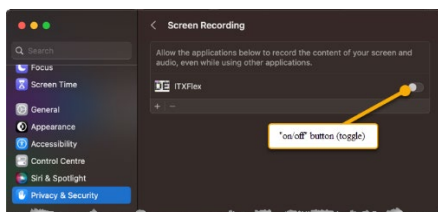
Give your permission – Click on *System Settings*



Select menu item: *Privacy & Security* and then *Screen Recording*



Select the “on/off” button (toggle) and set it to “on” 



This requires that you are logged on to your Mac.

You have now given your permission for ITX Flex to make screen recordings while ITX Flex is active.