

An illustration of a person from behind, wearing a backpack and holding a folder, standing in front of a stylized world map. The background is a light blue sky with soft, white clouds. The text is centered over the map.

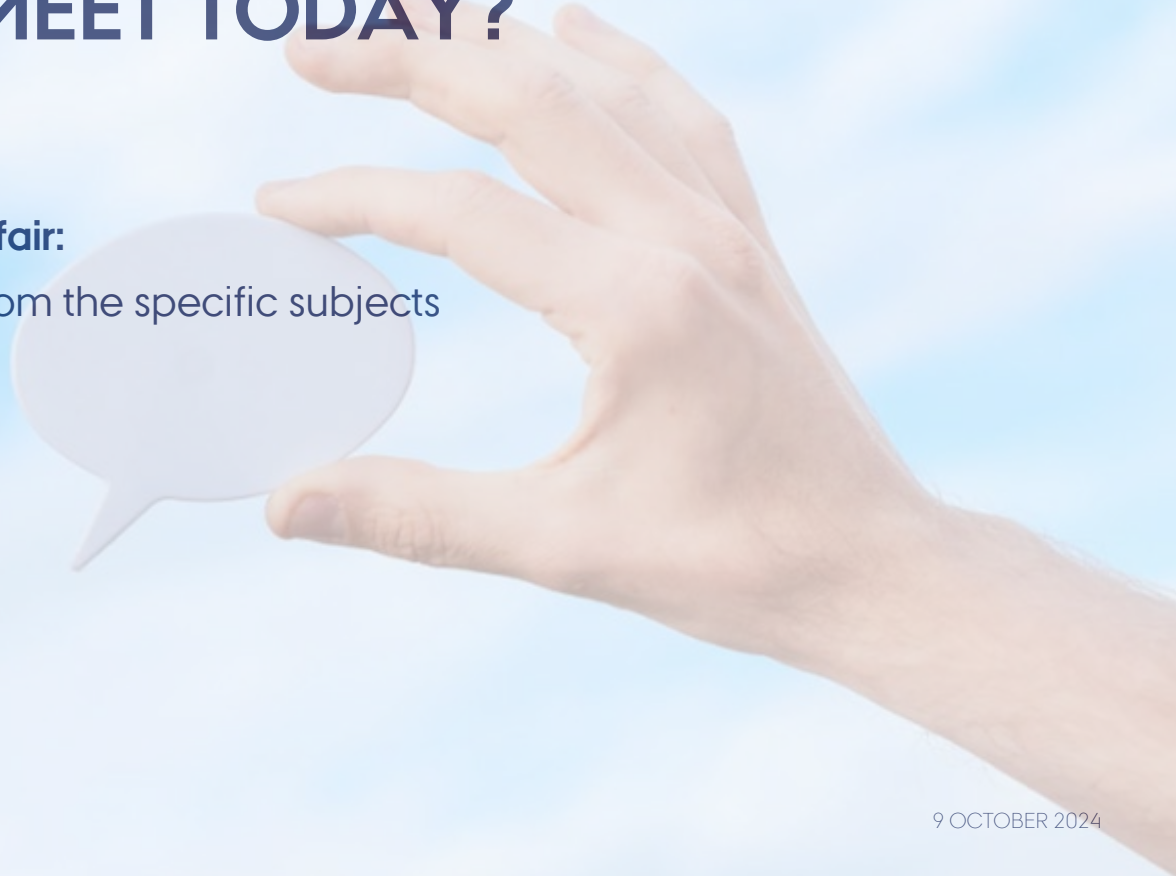
# AU STUDY ABROAD FAIR OCTOBER 9, 2024

# WHO WILL YOU MEET TODAY?

---

**You can meet these people at the fair:**

- The international coordinators from the specific subjects
- International Centre
- SU-office
- The Fulbright Commission
- Sino-Danish Center (SDC)
- Summer schools abroad



# TODAY'S PRESENTATIONS

---

12:00-18:00	The fair is open. Meet - amongst others - the international coordinators at AU
12:30-13:15	Study Abroad via Aarhus University: Learn about exchange and application process (In English)
13:30-14:00	Arts: Q&A session
14:30-15:00	Aarhus BSS: Q&A session
15:30-16:00	Funding: Hear about different grant and scholarship opportunities
16:15-17:00	Study Abroad through Aarhus University: Learn about exchange and application process
17:00-17:30	Natural Sciences & Technical Sciences: Q&A session
17:30-18:00	Health: Q&A session

# TODAY YOU WILL HEAR ABOUT...

- Why should I go on exchange?
- How will this affect my study at AU?
- Where can I go – and when?
- How do I apply for student exchange via AU?
- Where can I find more information?
- SU






# NEW ACADEMIC PERSPECTIVE, CAREER OPPORTUNITIES, INTERNATIONAL COMMUNITY, PERSONAL DEVELOPMENT - ALL OF THE ABOVE?

There are many motivational factors for going on exchange, this could be...

- Exciting and relevant subjects for your academic profile
- Intercultural competences
- Personal development
- New university culture, new culture, new experiences
- International community
- CV – prepare yourself for the global job market
- What motivates you?





# WHICH POSSIBILITIES DO I HAVE?

## Exchange

- You apply through an internal application to AU. AU grants you an exchange position – and we have many!
- You don't have to pay tuition
- You will be considered for a scholarship (Erasmus+, Nordplus, or a faculty scholarship)
- You will be assigned an international coordinator at AU

## Freemover

- You have to contact the university and apply by yourself.
- You have to pay tuition fees to the university



# STUDY ABROAD AS PART OF YOUR STUDY PROGRAM AT AU

---

- Exchange is a part of your study at AU
- You have to be a full-time student at AU
- You have to be an active student at AU
- You have to be able to transfer 30 ECTS pr. semester to your study program at AU (there are exceptions). This means that going on exchange will not prolong your degree.
- You have to fulfill specific requirements to the university you are applying for



# BUT WHEN CAN I GO?

- This depends on your degree.
- Check your study regulations to determine when exchange would fit into your degree.
- The more elective courses you have, the easier it is to find courses abroad that can be pre-approved and credited.



# WHERE CAN I GO?

- AU has over 1,200 exchange agreements around the world – so there are PLENTY of possibilities!
- In AU's MoveON database, you can explore your options.
- The database will be updated with the positions you can apply for starting November 1, 2024, when application slots for 2025-26 open.
- Look into: available courses (also regarding fall/spring options), economy, ...

- » Undervisning
- » Tilvalg, valgfag mv.
- » Bachelorprojekt og speciale
- » Eksamen
- » Studieordninger
- » Få hjælp og vejledning
- » Regler og vejledninger
- » Udvæksling og studieophold i udlandet
  - » Trin-for-trin guide
  - » Tilvalg i udlandet (ITTU)
  - » Hvorfor rejse ud?
  - » Hvor vil du hen?
  - » **Hvordan søger du?**
  - » Sprogtest

## Hvordan søger du?

Før du søger om en udvekslingsplads skal du starte med at undersøge dine muligheder i MoveON's database.

**Du kan se det endelige udvalg af pladser, når ansøgningsrunden åbner, hvilket er ca. én måned før ansøgningsdeadline.**

Du indsender din ansøgning via [ansøgningsportalen i MoveON](#).

Ansøgningen



Ansøgningsfrister



Ansøgning til værtsuniversitetet



Vigtigt



» **Svar på ansøgningen:** modtages på e-mail senest 8 uger efter ansøgningsfristens udløb.

» **Bekræft din plads:** hvis du får tilbudt en plads, skal du bekræfte den via MoveON's

For mere information om udvekslingspladser i MoveON's database

Ansøg om udveksling i MoveON

Har du allerede fået en udvekslingsplads?

Al information om dit værtsuniversitet er stadig tilgængelig [her](#).

# MOVEON - AN EXHIBITION WINDOW



AARHUS UNIVERSITY

## Exchange Opportunities for AU Students

In the database, you can search for exchange opportunities in the 2025-26 academic year.

The database will be fully updated on 1 November 2024 when the application round for the Autumn semester 2025 and the Spring semester 2026 opens.

[MoveON](#)  
[database](#)

# LANGUAGE TEST, GPA, AND OTHER REQUIREMENTS FOR THE HOST UNIVERSITY

---

- In MoveON, you can read about AU's partner universities.
- Here, you can find out:
  - whether the university requires a language test,
  - if you need to have achieved a specific GPA,
  - a link to the course catalog,
  - a link to housing,
  - ...and much more.

# TRAVEL REPORTS

- Travel reports are evaluations from AU students who have participated in an exchange program through one of AU's agreements.
- Recommendation: Read them!

Universitetet i Oslo, Norway

Exchange Opportu...

Partner Institution

Travel Reports

## Travel Reports - 8

Academic Year 2022-23

Semester Abroad Spring Semester 2023

Travel reports [Travel report PDF](#)

## Travel Reports - 9

Academic Year 2022-23

Semester Abroad Spring Semester 2023

Travel reports [Travel report PDF](#)

## Travel Reports - 10

Academic Year 2023-24

Semester Abroad Spring Semester 2024

Travel reports [Travel report PDF](#)

Happy reading!

# PROCESS – INTERNAL AT AU AND PARTNER UNIVERSITY

---

2 overall applications:

## Application #1

Internal application to AU to be considered for an exchange position.

## Application #2

Application to the partner university for admission to the host university.

# OKAY – BUT HOW DO I APPLY?

---


## Application #1: AU's internal application form

The application for positions in fall 2025 and/or spring 2026:

- **Open** November 1, 2024 at 10:00
- **Deadline** December 2, 2024 at 23:59

The application for positions in spring 2026:

- **Open** April 1, 2025 at 10:00
- **Deadline** May 1, 2025 at 23:59





# APPLICATION FORM 1.3

- » Undervisning
- » Tilvalg, valgfag mv.
- » Bachelorprojekt og speciale
- » Eksamen
- » Studieordninger
- » Få hjælp og vejledning
- » Regler og vejledninger
- » Udvæksling og studieophold i udlandet
  - » Trin-for-trin guide
  - » Tilvalg i udlandet (ITTU)
  - » Hvorfor rejse ud?
  - » Hvor vil du hen?
  - » **Hvordan søger du?**
  - » Sprogtest

## Hvordan søger du?

Før du søger om en udvekslingsplads skal du starte med at undersøge dine muligheder i MoveON's database.

**Du kan se det endelige udvalg af pladser, når ansøgningsrunden åbner, hvilket er ca. én måned for ansøgningsdeadline.**

Du indsender din ansøgning via [ansøgningsportalen i MoveON](#).

Ansøgningen	+
Ansøgningsfrister	+
Ansøgning til værtsuniversitetet	+
Vigtigt	-

- » **Svar på ansøgningen:** modtages på e-mail senest 8 uger efter ansøgningsfristens udløb.
- » **Bekræft din plads:** hvis du får tilbudt en plads, skal du bekræfte den via MoveON's

Find information om udvekslingspladser i MoveONs database


Ansøg om udveksling i MoveON

Har du allerede søgt om udvekslingsplads?

Al information om dit værtsuniversitet er stadig tilgængelig [her](#).

# APPLICATION FORM 2.3

---

- In the application form, there are small info bubbles that explain what needs to be filled out. Look for: 
- You can save your progress and navigate to and from the application form via the MoveON portal.
- Select all priorities (universities) in one and the same application. You can only submit one application.
- For each priority, you must specify the courses you find relevant. So, thoroughly investigate the course offerings—it can be time-consuming, but it's worth it! 😊
- You can select a maximum of 20 priorities.
- Choose the same degree program for all your priorities (otherwise, we cannot process your application!)

# APPLICATION FORM 3.3

---

## **Joint allocation – if it is important for you to go on exchange with a fellow student**

By choosing joint allocation, you accept that:

- You and your co-applicant must submit exactly the same priority list in your applications. However, you do not need to select the same courses. If the priority lists are not identical, your application may be rejected.
- The lowest GPA will determine where both of you will be placed. This also applies if you have chosen the option for individual placement and cannot be placed together.
- You may be offered a lower priority or no study abroad spot at all.

**In the application form, you must indicate if you are applying for joint allocation.**

# ALLOCATION OF EXCHANGE POSITIONS

---

- Different faculties – different selection criteria
- Typically, positions are allocated based on your GPA
- Some faculties also consider study seniority
- Check your study portal for what applies for you!
- Once you are assigned a position, you cannot change it. So make sure you want to apply for that position.



# RESPONSE TO YOUR APPLICATION

---



- You will receive a response to your application in mid-January if you submit your application in the application round with a deadline of December 2
- Your confirmation email upon submission will indicate the day you can expect to receive a response.
- When you receive the response regarding your assigned position, you must accept or decline the position you have been given. You can do this on the portal where you submitted your application.
- Keep an eye on your AU email in January – the deadline to accept the position is relatively short. If the exchange position is not accepted by the deadline, it will be revoked.

# HOORAY, I'VE BEEN ASSIGNED A POSITION! WHAT NOW?

---

- Your international coordinator at AU will contact you after you have accepted the position.
- You will be invited to a pre-departure meeting, which will provide you with an overview of the next steps toward your upcoming exchange.
- Your AU coordinator will nominate you to your host university. Only after this should you submit an application to your host university.
- Check if your host university requires a language test (refer to the MoveON database).
- To ensure that the courses from your upcoming exchange can be credited to your study program at AU, the courses must be pre-approved before you leave.

# APPLICATION TO HOST UNIVERSITY

## APPLICATION #2

---

- You must apply to the host university yourself.
- Apply only after you have received application information from your AU coordinator or directly from your host university.
- Make sure to meet the host university's deadline and submit the required documentation.
- Required documentation may include, for example, a transcript in English, language test, motivation letter, proof of health insurance, and more.
- Ask your international coordinator if you have any doubts about anything!
- We have assigned you an exchange position because we believe you will be accepted, but it is ultimately the host university that decides whether you will be admitted.

# OVERVIEW

	To-do:	When?
1.	<b>Look into</b> your possibilities in MoveON	November 1 until December 2
2.	Talk to your <b>AU coordinator</b>	Now and until December 2
3.	Participate in <b>info meetings</b> at your faculty	See your study portal
4.	<b>Apply online</b> via MoveON	November 1 – December 2 (at 23:59)
5.	Receive <b>a response</b> to your application	Mid-January, 2025
6.	<b>Accept or decline</b> your assigned position	Mid/late January
7.	Apply for <b>pre-approval</b> of courses at AU	See your study portal
8.	<b>Apply for admission to your host university</b>	Feb - May (Autumn semester) Aug – Oct (Spring semester)



# WHERE CAN I FIND THE INFORMATION I RECEIVED TODAY?

---

- **Either on your study portal:**
  - Study Abroad
    - Events
    - Study Abroad Fair
- **Or right here:**  
<https://www.au.dk/studyabroadfair>



# CONTACT US

---

- **Aarhus BSS**  
[bss.international@au.dk](mailto:bss.international@au.dk)
- **Faculty of Health**  
[health.studyabroad@au.dk](mailto:health.studyabroad@au.dk)
- **Faculty of Technical Sciences & Faculty of Natural Sciences**  
[mobility.nat-tech@au.dk](mailto:mobility.nat-tech@au.dk)
- **Faculty of Arts**  
<https://studerende.au.dk/studier/fagportaler/arts/udveksling-og-studieophold-i-udlandet/kontakt-din-internationale-koordinator>

## International Uddannelse

Høegh-Guldberg Gade 4A



8000 Aarhus C

E-mail: [studyabroad@au.dk](mailto:studyabroad@au.dk)

# Follow us on SOME


- Facebook:

[www.facebook.com/rejsud/](https://www.facebook.com/rejsud/)



- Instagram:

[www.instagram.com/rejsudau/](https://www.instagram.com/rejsudau/)



# SU and studying abroad?

# Small disclaimer

Not receiving SU yet?

Danish citizen?

# For non-Danish citizens

- Your SU grant depends on your equal status
- This means that if you have equal status as a worker in Denmark, you may not be able to keep your equal status



# If you can keep your equal status



The exchange is pre-approved and you meet the general SU requirements



Your pre-approved exchange must be correctly registered in STADS



The exchange must give full credit!



Always check your “støttemeddelelse”, and if in doubt, contact the SU office



Remember to apply for a credit transfer after your return. To avoid delays and potentially suspend your student grants

# Your adresse is important

- You can always contact the Civil Registration Office (Folkeregisteret) in your municipality for guidance on, what to do with your address, while you are studying abroad
- If you move your address abroad >> you must inform special residence conditions on minSU
- If you keep your Danish address or are registered as “Uden fast bopæl” (without a permanent address), you do not need to do anything – regarding SU
- Be aware that your address may affect your equal status
- SU is based on your address on the 1st of the month



# Internship abroad is possible but!

- As a rule, the same regulations apply to internships abroad as in Denmark.
- A paid internship excludes eligibility for receiving SU, regardless of the salary
- A student job abroad does not exclude eligibility for SU.
- Reimbursement for certain documented expenses does not exclude SU (e.g., travel insurance, plane tickets, or phone costs). Note that the amount must not exceed the SU rate.
- For engineering students, it may be possible to receive double SU payments prior to the internship.

I will be available for questions  
after this



# **QUESTIONS?**

**COME OUT AND HAVE A CHAT WITH US!**