

PRE-DEPARTURE AUTUMN 2025




THE MEETING WILL NOT BE RECORDED – FIND THE PRESENTATION ON YOUR STUDY PORTAL

STUDY ABROAD → EVENTS → PRE-DEPARTURE MEETINGS

- » Teaching
- » Elective Courses, Profile Courses etc.
- » Bachelor's project and Master's thesis
- » Exams
- » Academic Regulations
- » Get help and counselling
- » Rules and guidelines
- » **Study Abroad**
 - » Step-by-step
 - » Self-designed supplementary subjects abroad (ITTU)
 - » Why travel?
 - » Where do you want to go?
 - » How do you apply?
 - » Language test
 - » Financial aspects
 - » Practical information before departure
 - » Practical information while you are abroad
 - » practical information when returning to AU
 - » Freemover
 - » Erasmus+ traineeship grant
 - » Other travel opportunities
 - » A more sustainable stay abroad
 - » **Events**
 - » **Pre-departure meetings**
 - » Study Abroad Fair

Pre-departure meetings




Have you been allocated an exchange seat through AU?

Then you should keep a close eye on your AU email. The central international office at AU will host an online pre-departure meeting for students who have been allocated an exchange seat after each application round to inform about the next steps.

- » All students who have been allocated an exchange seat will receive an invitation to the meeting via AU email.
- » The meeting covers general information about what students need to be aware of in regards to the upcoming exchange.
- » The meeting is held in both Danish and English.
- » The meeting is not recorded, but the PowerPoint used in the meeting will be available on this page after the meeting. You can also find slides from the latest pre-departure meeting for students going on exchange in the Spring semester 2025 here:

[Pre-departure meeting in English, Spring semester 2025](#)

Revised 04.11.2024 - [The webeditors, Study portal Arts](#)



Rejs Ud
4,748 followers

Follow Page

Follow us on Facebook, where we regularly make posts about important application deadlines and inspiration for exchange destinations.

WHO IS THIS MEETING RELEVANT FOR?

Everyone who was allocated an exchange placement for Autumn 2025 or Spring 2026 is invited to this meeting.

The meeting is most relevant for those of you who are going on exchange in Autumn 2025.

Those of you going on exchange in Spring 2026 will also be invited to a pre-departure meeting in the fall.

USE YOUR STUDY PORTAL

- Find your study portal via <https://studerende.au.dk/en/study-abroad> and then click on **Study Abroad**.
- Here, you will find all the relevant information related to your exchange stay.
- Also, read about course pre-approval abroad and credit transfer on your study portal.


Exchange - studying abroad

Did you know that Aarhus University has partner agreements with more than 1.000 exciting universities worldwide?

If you dream of an international dimension in your studies you should read more about all the fantastic exchange and internship opportunities Aarhus University has to offer!

Go to your study portal to find all useful information about studying abroad. [Find your study portal here.](#)

On your study portal you will discover, among other things, that Aarhus University is a part of Circle U., which is an alliance with nine strong European universities i.e.g. England, France, Belgium and Serbia. The alliance focuses on research, education and innovation within i.a. climate, global health and democracy.



Revised 04.11.2024 - [International Center](#)

TODAY'S PROGRAM

- Who are we? Who are you?
- Exchange Step-by-Step
- Application to your host university, language test, and courses
- Visa, insurance, safety, and accommodation
- Finances and scholarships
- While you are abroad – and back home again

- 17:30:
BSS Q&A
Arts Q&A



WHO ARE WE? WHO DOES WHAT?

International Office

- Central at AU
- University-wide agreements
- Management of Erasmus+ grants and Nordlys grants

International coordinators at the faculties

- Subject-specific agreements
- Questions related to courses
- Management of faculty grants and Nordplus grants

Study Board

- Handles applications for pre-approval of courses and final credit transfer

WHO ARE YOU?

RESULTS FROM THE APPLICATION ROUND

This many will go on exchange through AU's exchange agreements in the Autumn semester 2024:
640

Distributed across faculties:

Arts: 100

BSS: 406

NAT & TECH: 100

HEALTH: 34

Number of different countries: 38

Top scorer: Norway, 94 students

EXCHANGE STEP-BY-STEP

1. You have been assigned an exchange placement, and AU nominates you to your host university.
2. You will receive application information directly from your host university or from your international coordinator at AU.
3. You apply for admission to your host university and for course enrollment at your host university. This process may also include visa applications and accommodation applications. Do not begin the application process until you have received instructions either from AU or directly from your host university.
4. You apply for pre-approval of courses at AU.
5. You go on exchange.
6. After returning, you complete documentation, such as credit transfer and the Travel Report (evaluation).

Note:

- *The order of events may vary from university to university and from study programme to study programme.*
- *If you receive a grant (e.g., Erasmus+), there will be additional documentation requirements beyond what is mentioned. You will be informed about this directly via email.*
- *You will always receive information via your AU email. Note: There may be short deadlines!*

APPLICATION TO YOUR HOST UNIVERSITY

- Wait for information from your international coordinator at AU or your host university regarding the application procedure and courses at your host university. Only after receiving this information should you apply for admission to your host university.
 - You can see who your international coordinator is in your allocation email or through your study portal.
- Make sure to adhere to deadlines and all documentation requirements in the application.
- Check the MoveON database now to see if your host university requires a language test as part of the application.
- Keep an eye on your AU email (including the spam/junk filter)
- We have nominated you to your host university because we expect you to be accepted. However, in principle, the host university can still reject your application.



FIND THE MOVEON DATABASE ON YOUR STUDY PORTAL:

- » Teaching
- » Elective Courses, Profile Courses etc.
- » Bachelor's project and Master's thesis
- » Exams
- » Academic Regulations
- » Get help and counselling
- » Rules and guidelines
- » **Study Abroad**
 - » Step-by-step
 - » Self-designed supplementary subjects abroad (ITU)
 - » Why travel?
 - » Where do you want to go?
 - » **How do you apply?**
 - » Language test
 - » Financial aspects
 - » Practical information before departure
 - » Practical information while you are abroad

How do you apply?

Before applying for exchange abroad, you must start by examining your options in MoveON's database.

You can see the final selection of places to go when the application round opens, approximately one month before the application deadline.

You submit your application via the [application portal in MoveON](#).

Your application

Application deadlines

Applying to the host university

Important

- » **Response to your application:** will be sent to you by email no later than eight weeks after the application deadline.
- » **Confirmation of your exchange:** If you are offered an exchange position, you must confirm it in the MoveON application portal. Keep an eye on your AU inbox: this is where you'll receive an offer of an exchange position, and this is where you'll receive information about the deadline for confirming it. If you do not accept the study abroad position within the deadline, the study abroad position is waived.

Find information about exchange places in MoveON's database

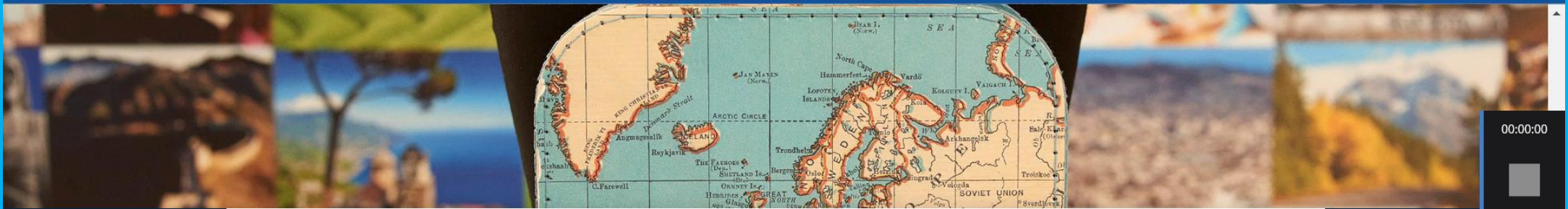
Apply for exchange in MoveON


Have you already been offered an exchange position?

All information about your host university is still available - click here for access to the MoveOn database

MoveON Database AU - Aarhus University

au.adv-pub.moveon4.de/home-page-1591/




AARHUS UNIVERSITY

Exchange Opportunities for AU Students

In the database, you can search for exchange opportunities in the 2024-25 academic year.
The database will be fully updated 1 November 2023 when the application round for 2024-25 opens.

Text search

Your degree programme at AU

Level at partner institution

Country

00:00:00

Type here to search

5°C Delvis skyet 11:21 04-03-2024

TRAVEL REPORTS

*Travel reports are evaluations from AU students who have been on an exchange through one of AU's agreements.
Recommendation: Read them!*

- Find your study portal and go to the menu item "Study abroad"
- Follow the link to the MoveON database under the menu item "How do you apply?"
- Search for your exchange destination in the database and then click on "More details."
- If Travel Reports are available for that particular university, "Travel Reports" will appear in the top bar.

Have you already been offered an exchange position?
All information about your host university is still available - click here for access to the MoveOn database

Exchange Opportu...	Partner Institution	Travel Reports
Travel Reports - 1		
Academic year	2020-21	
Semester Abroad	Spring Semester 2021	
Travel reports	Travel report PDF	← Enjoy!
Travel Reports - 2		
Academic year	2021-22	
Semester Abroad	Spring Semester 2022	
Travel reports	Travel report PDF	

LANGUAGE TEST

- Check in MoveON to see if you need to take a language test to include with your application to the host university.
- You can document your English language skills using tests like TOEFL or IELTS.
- Check if your host university requires a specific language test.
- You will be responsible for the costs of the test. Check the test provider's website for the price.

- **TOEFL iBT** is a globally recognized American language test that is often used when applying for admission to an English-language program.
- The test is held in Copenhagen.
- TOEFL's website: <https://www.ets.org/toefl>
- Information about registration for the test: <https://www.ets.org/toefl/test-takers/ibt/take/register>

- **IELTS** is a British language test, typically used when applying for admission to universities in the UK, Canada, New Zealand, or Australia.
- The test is offered by EDU Denmark and is held in Copenhagen.
- Information about IELTS: <https://edu-danmark.dk/ielts>

If French language documentation is required, you can sign up for the DALF test: <https://institutfrancais.dk/da/kurser/dadelfdalftcf>
If German language documentation is required, you can learn more about the Goethe-Zertifikat here: <https://www.goethe.de/ins/dk/da/spr/prf.html>

COURSES AT YOUR HOST UNIVERSITY

➤ Pre-approval of courses

- Why? To ensure you can transfer the credits from your exchange to your study programme at AU
- *The procedure differs from program to program – check what applies to your study program.*

➤ If you change courses

- Make sure to get pre-approval for the new courses.
- *The procedure differs from program to program – check what applies to your study program.*

➤ When you return, the courses must be credit transferred

- *The procedure differs from program to program – check what applies to your study program.*

➤ Questions about courses or pre-approval of courses?


- Learn about the processes on your study portal, or contact the international office at your faculty.

IF YOU HAVE SPECIAL NEEDS


➤ Special educational support (SPS)

In addition to speaking with an SPS advisor about possible support while you are abroad, you can look into whether it is possible to get extra time for any language tests – for example, the TOEFL language test. Furthermore, some universities offer priority housing for students with special needs. Check whether this applies to your host university.


PREPARATION



VISA



INSURANCE



SAFETY



HOUSING
AT HOME



HOUSING
ABROAD

VISA?

- It is your responsibility to check if you need a visa or residence permit.
- Your host university knows the rules for the country you will be going to.
- The host university will assist you if you need documentation for the application.
- Start when possible



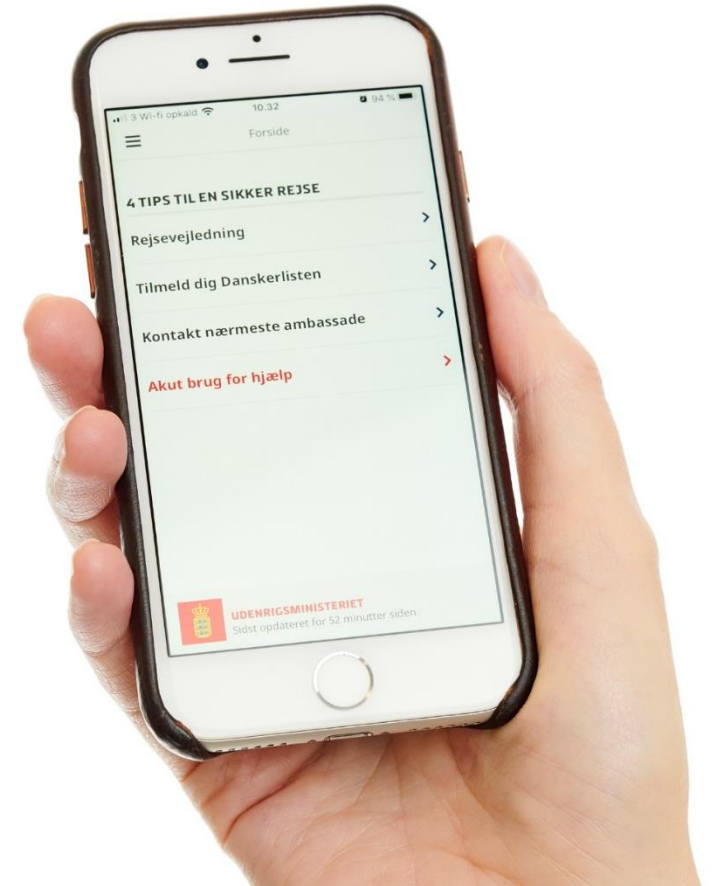
INSURANCE

- In EU countries, you are covered by the blue EU health insurance card.
 - It gives you the right to treatment on equal terms with other citizens in the host country, but it does not cover things like medical transport to Denmark, so consider getting additional health insurance.
 - Remember to check the expiration date...
 - You can order the blue EU health insurance card (free of charge) at www.borger.dk
- Outside the EU, you are not covered by the blue EU health insurance card, so it is recommended to get private health insurance. Check if your host university has specific requirements for health insurance.
- Travel insurance is recommended to cover baggage, personal belongings, cancelled flights, repatriation, etc.
- Check with your current insurance provider that your insurances cover you internationally.



SAFETY

- Stay updated with the Ministry of Foreign Affairs' travel advisories – you can subscribe to them here: <https://um.dk/da/rejse-og-ophold/rejse-til-udlandet/rejsevejledninger/>
- Download the UM “Rejseklar” app.
- Always adhere to your host university's regulations and guidelines.
- Make sure your closest friends and family have your contact information.
- In case of emergencies, you can get assistance from the Danish embassy in your host country. You can also always contact one of the AU staff members who have guided you regarding your exchange stay



YOUR HOUSING IN AARHUS

- Sublet your housing in Denmark to international students or researchers.
- Find information about this option here: <https://international.au.dk/life/locations/housing/auhousing/sublet-to-student-or-staff>
- Consult the AU Housing team at housing@au.dk



HOUSING ABROAD

- Housing assistance through the host university:
 - It varies whether universities offer housing services.
 - Check the terms and conditions.
 - Sometimes, you need to apply for housing as part of your application to the university.
- Finding housing on your own:
 - Arrive one or two weeks before the start of your studies.
 - Follow the host university's recommendations.

Consider and compare:

- On-campus?
- Off-campus?



Foto: Aleksander Pasaric / Pexels

GENERAL HOUSING ADVICE

- In some countries, available housing is only advertised once it becomes available, so it can be difficult to find something well in advance of your trip. In other countries, you need to plan ahead.
 - Ask your host university how it works where you are traveling.
- Some students stay in hostels/Airbnb for a week or two before finding permanent housing.
- A 3-month deposit and prepaid rent are not common in all countries.
- Be cautious; if something seems too good to be true, it probably is.
- Read Travel Reports in [MoveON](#) from previous exchange students and talk to former exchange students to get tips about housing conditions, price ranges, where it's best to live, how to find housing, etc.


ECONOMY




GRANTS



SCHOLARSHIPS



TIPS & ADVICE



SU

1. Erasmus+ programme
EU countries + Norway,
Iceland, Lichtenstein, Turkey,
Serbia, North Macedonia

AU Exchange agreement
Central level
(university-wide), or
subject-specific

Erasmus+
Exchange student

Automatically
nominated for the
Erasmus+ grant

2. Nordlys programme
Greenland and Faroe Islands

AU Exchange agreement
Central level
(university-wide)

Nordlys
Exchange student

Automatically
nominated for the
Nordlys grant

3. Nordplus programme
Nordic and Baltic countries

AU Exchange agreement
Subject-specific

Nordplus
Exchange student

Automatically
nominated for the
Nordplus grant

4. Bilateral agreement
(typically overseas
destinations that are not
Erasmus+/Nordlys/Nordplus)

AU Exchange agreement
Central level
(university-wide), or
subject-specific

Exchange student

Automatically
nominated for the
Faculty grant/
BSS Travel grant

GRANTS, SCHOLARSHIPS, FINANCES

- Grant opportunities through AU:
 - Erasmus+ grant: For students traveling via an Erasmus+ agreement (Europe)
 - Nordplus/Nordlys grant: For students going on exchange within the Nordplus or Nordlys program
 - Faculty grant / "BSS Travel Grant": Automatically awarded to students who do not receive the Erasmus+ or Nordplus/Nordlys grants (NAT-TECH students may receive multiple grants)
 - Grants from AU are reported to SKAT as tax-free study travel grants
- Scholarships
- Saved funds



TIPS FOR SCHOLARSHIP


- Start when possible
- Estimate a budget
- Check, for example, legatnet.dk, legatbogen.dk, studerendeonline.dk/legater
- Spend time on your application and make sure it is tailored to the specific fund you're applying to.
- Scholarship applications are similar to job applications – your application should convince someone that you are the right candidate.
- Explain what you need the money for.
- Think about what others will gain from it. Funds often have a specific purpose, so how does your exchange contribute to that?
- Use your Confirmation of Exchange letter as documentation for your upcoming exchange stay.
- Remember to write a thank-you letter!



- You have the opportunity to take your SU (Student Grant) with you on a study abroad stay, provided you meet the general conditions for receiving SU during the period.
- Find more information here: studerende.au.dk/su/studieophold-i-udlandet/
- **Any questions regarding SU: Ask the SU Office at AU**
<https://studerende.au.dk/en/su/contact>




WHILE YOU ARE ABROAD



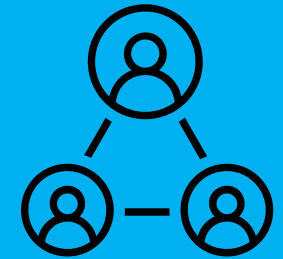
REMEMBER



CULTURE




SUSTAINABILITY



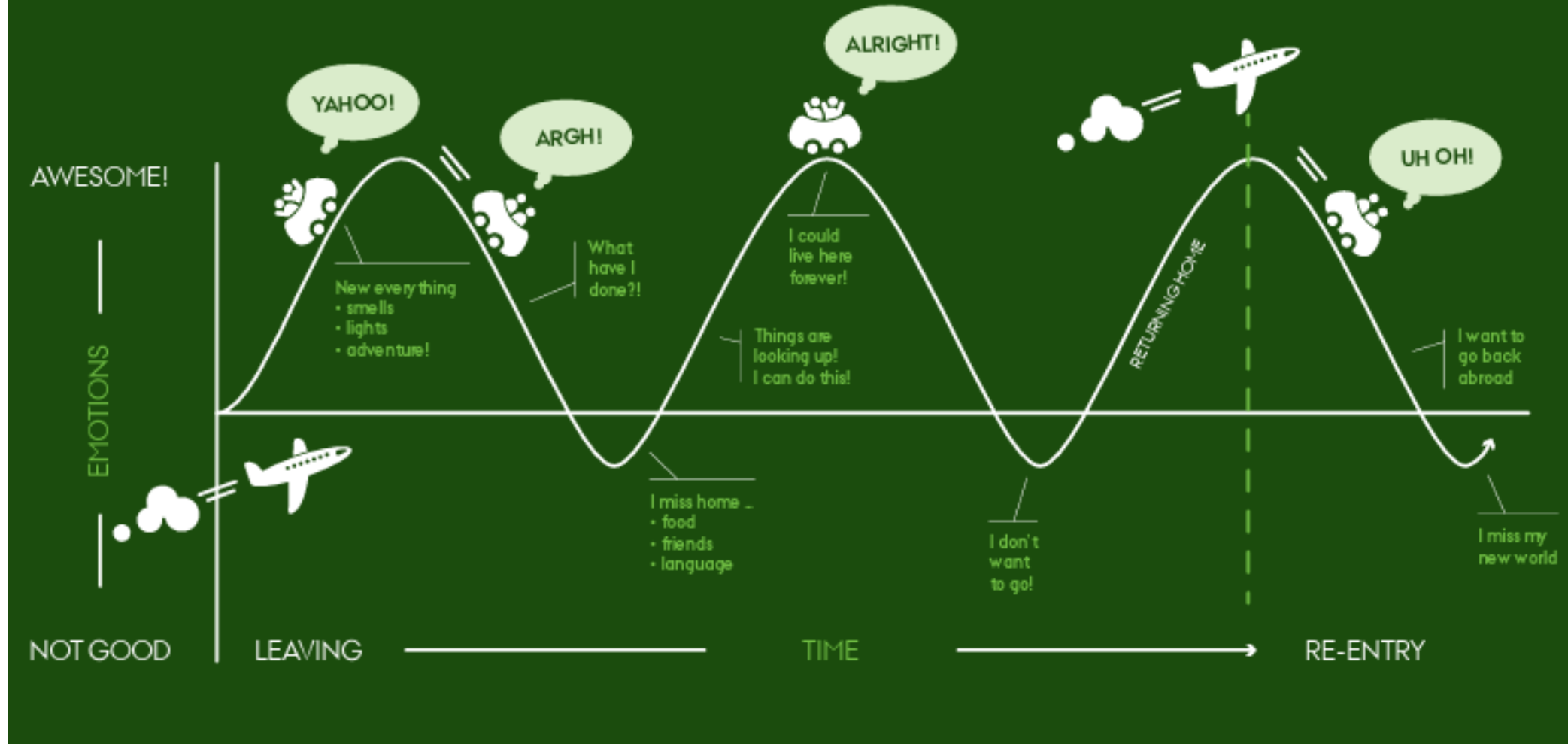
NETWORK

REMEMBER..

- Check your AU email and e-Boks regularly. You may receive important messages from AU or public authorities that you need to address, even while abroad.
- Be aware that for security reasons, you cannot use your AU email abroad via a mail client. Read more here: <https://studerende.au.dk/en/it-support/using-au-mail-while-abroad>
- Remember to watch course and exam registrations back home while you're away. You can do this on mitstudie.au.dk.
- Make sure to get your Transcript of Records from your host university (find out how and when you'll receive it).
- Remember, you are a representative of AU while on exchange through one of AU's exchange agreements – be a good ambassador.



CULTURE SHOCK



- » Teaching
- » Elective Courses, Profile Courses etc.
- » Bachelor's project and Master's thesis
- » Exams
- » Academic Regulations
- » Get help and counselling
- » Rules and guidelines
- » **Study Abroad**
 - » Step-by-step
 - » Self-designed supplementary subjects abroad (ITTU)
 - » Why travel?
 - » Where do you want to go?
 - » How do you apply?
 - » Language test
 - » Financial aspects
 - » Practical information before departure
 - » Practical information while you are abroad
 - » practical information when returning to AU
 - » Freemover
 - » Erasmus+ traineeship grant
 - » Other travel opportunities
 - » **A more sustainable stay abroad**
 - » Claus traveled to München by train

A more sustainable stay abroad



Preparing to go abroad +

Getting there +

CO2, time, cost? See calculated examples of journeys to universities +

Arriving and settling in +

Living abroad -

AU Green Guide

In AU Green Guide, you can find **more inspiration** on how you can contribute to a greener university

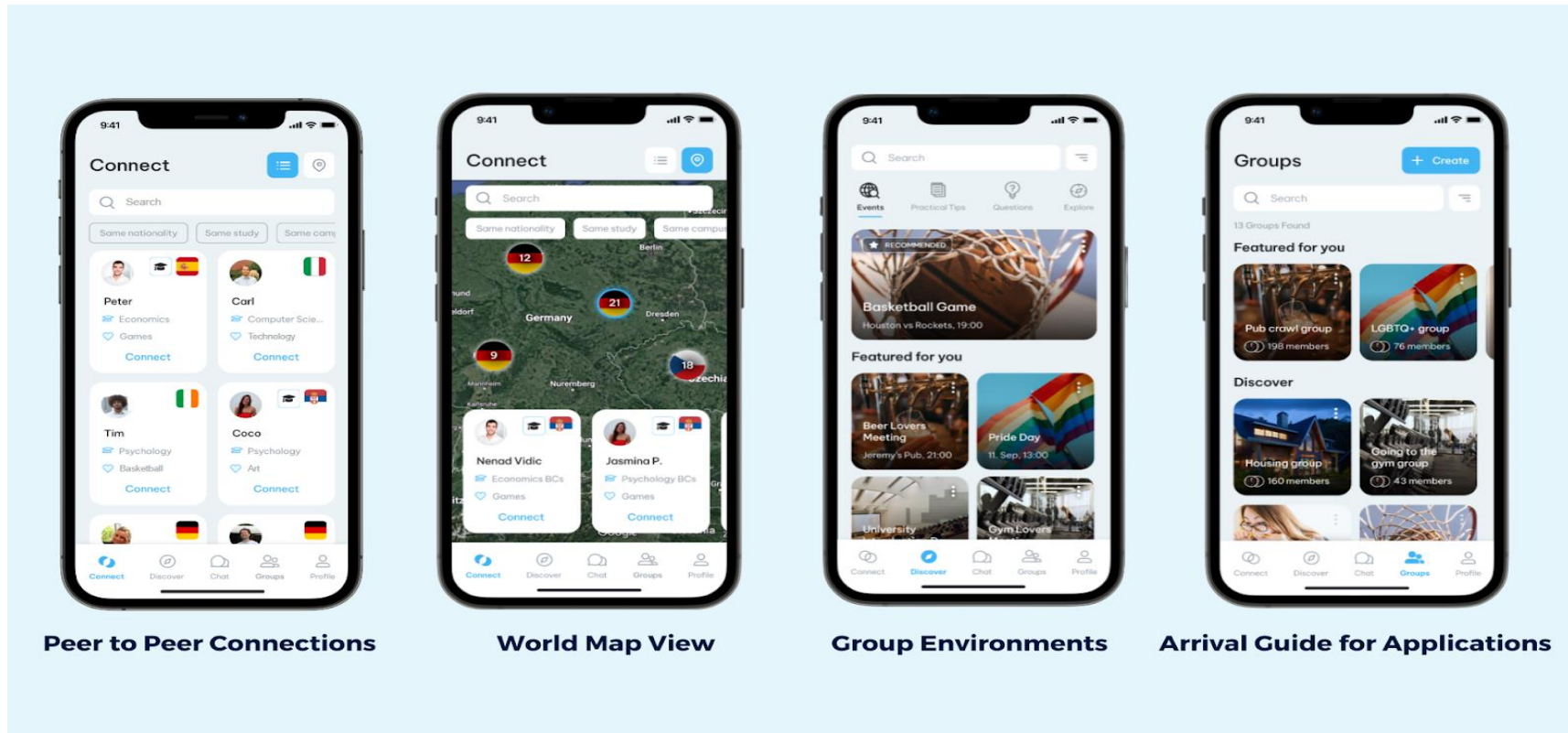


GOIN' ABROAD NETWORK



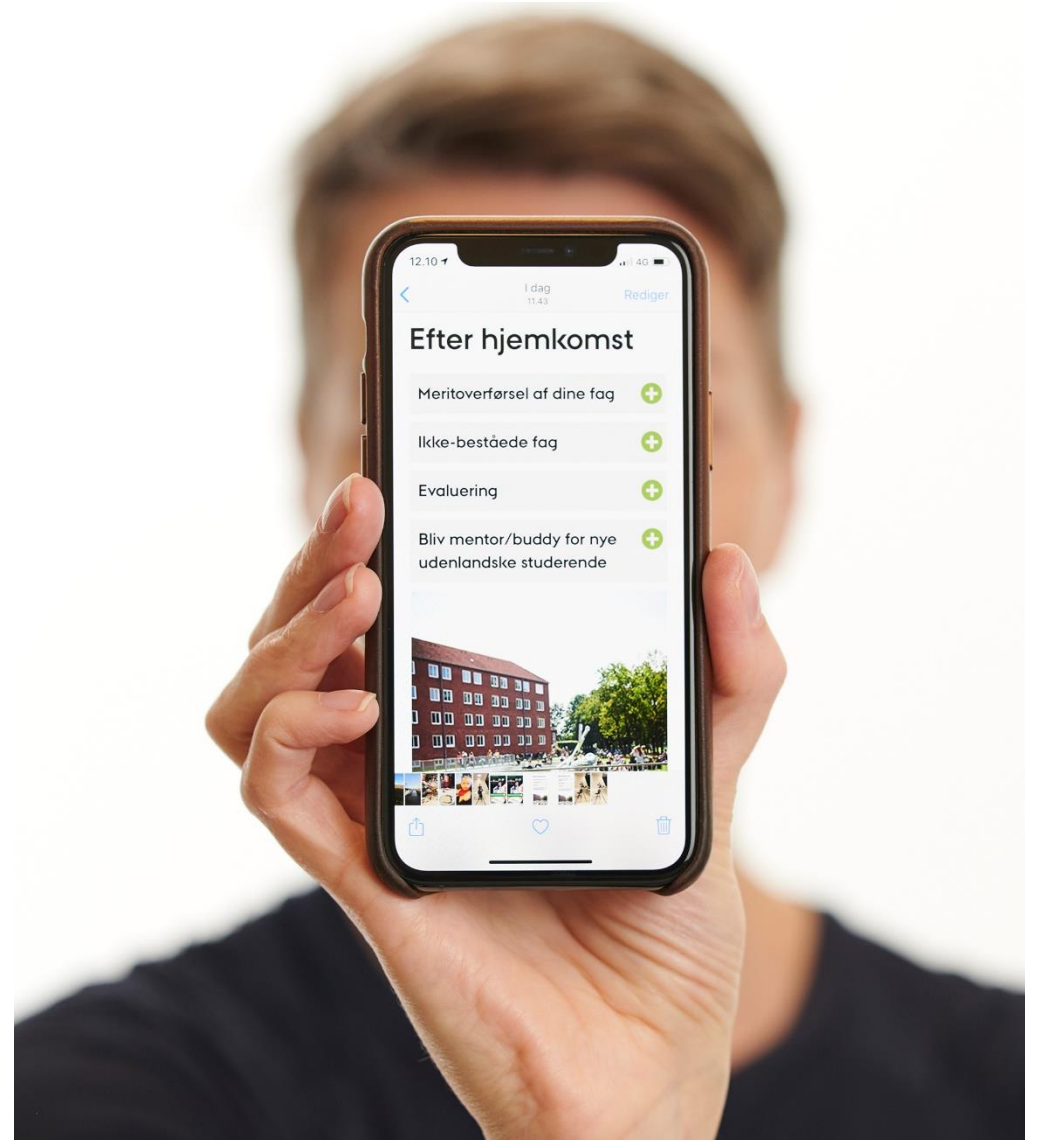
Would you like to see who else is going to **your destination**?

Find other students from AU and other universities who are heading to the same destination as you, even before you arrive! Be sure to select 'Goin' Abroad Network' as your community in the Goin' app.



BACK HOME

- Check how to ensure the transfer of credits for courses on your study portal.
- As part of your exchange stay, you need to fill out a Travel Report in MoveON. You will receive further information via your AU email.
- Accept that you will need to adjust to everyday life in Denmark again (reverse culture shock).





AARHUS
UNIVERSITET




FOLLOW US

ON SOCIAL MEDIA


Facebook:

www.facebook.com/rejsud/



Instagram:


www.instagram.com/rejsudau/



REJSUDAU

INSPIRE OTHERS!

- Would you like to help inspire others via Instagram and/or Facebook?
- It could be through photos, text, videos – or takeovers!
- If interested, consent to be contacted via your AU email - no obligations and you can withdraw at any time
- Join us here:
[MoveON Form – sign up as an ambassador](#)



LANGUGE TANDEM

- Offered by International Education at AU in collaboration with Studenterhus Aarhus.
 - You will be paired with an international student at AU who speaks the language you want to practice.
 - You meet and take turns speaking Danish and French/German/Spanish/?
 - The Language Center Midt, which handles Danish language teaching for students, will introduce the program and give helpful advice.
- Kick-off event is on March 18, 2025, at 5 PM at Studenterhus Aarhus.
- Deadline to sign up is March 10, 2025.



ARE YOU JOINING?

For more information and to sign up, please visit:


[AU Language Tandem](#)

THE MEETING WAS NOT RECORDED – FIND THE PRESENTATION ON YOUR STUDY PORTAL

STUDY ABROAD → EVENTS → PRE-DEPARTURE MEETINGS

- » Teaching
- » Elective Courses, Profile Courses etc.
- » Bachelor's project and Master's thesis
- » Exams
- » Academic Regulations
- » Get help and counselling
- » Rules and guidelines
- » **Study Abroad**
 - » Step-by-step
 - » Self-designed supplementary subjects abroad (ITTU)
 - » Why travel?
 - » Where do you want to go?
 - » How do you apply?
 - » Language test
 - » Financial aspects
 - » Practical information before departure
 - » Practical information while you are abroad
 - » practical information when returning to AU
 - » Freemover
 - » Erasmus+ traineeship grant
 - » Other travel opportunities
 - » A more sustainable stay abroad
- » **Events**
 - » **Pre-departure meetings**
 - » Study Abroad Fair

Pre-departure meetings




Have you been allocated an exchange seat through AU?

Then you should keep a close eye on your AU email. The central international office at AU will host an online pre-departure meeting for students who have been allocated an exchange seat after each application round to inform about the next steps.

- » All students who have been allocated an exchange seat will receive an invitation to the meeting via AU email.
- » The meeting covers general information about what students need to be aware of in regards to the upcoming exchange.
- » The meeting is held in both Danish and English.
- » The meeting is not recorded, but the PowerPoint used in the meeting will be available on this page after the meeting. You can also find slides from the latest pre-departure meeting for students going on exchange in the Spring semester 2025 here:

[Pre-departure meeting in English, Spring semester 2025](#)

Revised 04.11.2024 - [The webeditors, Study portal Arts](#)



Rejs Ud
4,748 followers

Follow Page

Follow us on Facebook, where we regularly make posts about important application deadlines and inspiration for exchange destinations.

FACULTY INFO SESSIONS

17:30

Faculty of Arts:

<https://aarhusuniversity.zoom.us/j/61545750138>

Aarhus BSS:

<https://aarhusuniversity.zoom.us/j/61109768268>

Various information meetings:
Study abroad → Events.

