

PRE-DEPARTURE AUTUMN 2024



THIS MEETING WILL NOT BE RECORDED – FIND SLIDES HERE

STUDENTS.AU.DK MYSTUDIES.AU.DK AU.DK FIND MENU

STUDY PORTAL - ARTS Dansk Search on Study portal - ..


AU > Students > Studies > Subject portals > Arts > Study Abroad > Practical information before departure

Practical information before departure

Here you'll find useful practical information about what's important to consider before going on exchange.

- Housing
- National Registration Office
- Residence permit and visa
- Driving license
- SU
- Special educational support
- Register on 'Danskerlisten'
- Health insurance
- Insurance
- Pre-departure meeting**

After each application round, the Central International Office at AU hosts a pre-departure meeting for all students allocated a study abroad position at one of AU's partner institutions.



» Teaching

» [Elective Courses, Profile Courses etc.](#)

» Bachelor's project and Master's thesis

» Exams


» Academic Regulations

» Get help and counselling

» Rules and guidelines

» **Study Abroad**

- » Step-by-step
- » Self-designed supplementary subjects abroad (ITTU)
- » Why travel?
- » Where do you want to go?
- » How do you apply?
- » Language test
- » Financial aspects
- » **Practical information before departure**
- » Practical information while you are abroad
- » practical information when returning to AU
- » Freemover
- » Erasmus+ traineeship grant
- » Other travel opportunities
- » A more sustainable stay abroad
- » International coordinators



TODAY'S PROGRAM

- Who are we? Who are you?
- Exchange step-by-step
- Application to your host university, language test, and courses
- Visa
- Insurance and security
- Accommodation
- Finances and grants
- While you're abroad – and home again
- Next..

18.00 Health Q&A (you have received an invitation by email)

All students that have been allocated an exchange position during Autumn 2024 or Spring 2025 are invited to this meeting. The meeting is most relevant for students going abroad in the Autumn 2024. Students going abroad during spring 2025 will also be invited to a pre-departure meeting in the Autumn.

WHO ARE WE? WHO DOES WHAT?

International Office

- Central at AU
- University-wide agreements
- Administer Erasmus+ grants and Nordlys grants

International coordinators at the faculties

- Subject-specific agreements
- Questions regarding courses
- Administer faculty grants and Nordplus grants

Board of Studies

- Process pre-approval and credit transfer of the courses you will be studying abroad

WHO ARE YOU?



RESULTS FROM THIS APPLICATION ROUND

The number of students going on exchange via AU's exchange agreements in the Autumn semester 2024: **651**

Distributed among faculties:

- Arts: 131
- BSS: 398
- NAT & TECH: 95
- HEALTH: 27

Number of host countries: 43 (No. 1: Norway, 78 students)

EXCHANGE STEP-BY-STEP

1. A study abroad position has been allocated to you and AU nominates you to your host university
 2. You receive application information directly from your host university or from your international coordinator at AU
 3. You apply for admission to your host university, and you apply for courses at your host university. This process may also include visa application and housing application. Do not start the application until you have received instructions either from AU or directly from your host university
 4. You apply for preapproval of courses at AU
 5. You go on the exchange
 6. After returning to DK, you complete the required documentation (e.g., credit transfer, Travel Report (evaluation), and possibly Erasmus+ documentation)
- *Note that the sequence of events may vary from partner university to partner university and from study to study*
 - *If you receive grants like the Erasmus+ grant there will be additional requirements. You will be informed by email.*
 - **You will always receive information via your AU email. NB: There may be short deadlines!**

APPLICATION TO YOUR HOST UNIVERSITY

- Wait for information from your international coordinator at AU or your host university regarding the application procedure and course selection at your host university. Follow the instructions and apply for admission to your host university.
 - Check your allocation email or Study portal to see who your International Coordinator is.
- Adhere to deadlines and all requirements for documentation etc. in the application
- Make sure to check the [MoveON](#) database now, to find out whether your host university requires a **language test** as a part of the application.
- Keep an eye on your AU mail (incl. spam filter). It is your responsibility to meet requirements and deadlines. Get started as soon as possible.
- We have nominated you to your host university because we assess and expect that you will be admitted. But in principle you can be rejected by the host university.



- » Teaching
- » Elective Courses, Profile Courses etc.
- » Bachelor's project and Master's thesis
- » Exams
- » Academic Regulations
- » Get help and counselling
- » Rules and guidelines
- » Study Abroad
 - » Step-by-step
 - » Self-designed supplementary subjects abroad (ITTU)
 - » Why travel?
 - » Where do you want to go?
 - » **How do you apply?**
 - » Language test
 - » Financial aspects
 - » Practical information before departure
 - » Practical information while you are

How do you apply?

Before applying for exchange abroad, you must start by examining your options in MoveON's database.

You can see the final selection of places to go when the application round opens, approximately one month before the application deadline.

You submit your application via the application portal in MoveON.

Your application



Application deadlines



Applying to the host university



Important



Allocation criteria



General terms and conditions for applying for an exchange spot



Find information about exchange places in MoveON's database



Apply for exchange in MoveON



Have you already been offered an exchange position?

All information about your host university is still available [here](#)



LANGUAGE TEST

- Check MoveON to see if you need to include a language test in your application to the host university.
- You can document your English language skills using e.g. the TOEFL or IELTS test
- Check whether your host university requires a specific language test.
- You must cover the costs of the test yourself. Check the test provider's website for the price.

- **TOEFL iBT** is a globally recognized American language test that can often be used when applying for admission to a program taught in English.
- The test takes place in Copenhagen.
- TOEFL's website: <https://www.ets.org/toefl>
- Information regarding registration for the test: <https://www.ets.org/toefl/test-takers/ibt/take/register>

- **IELTS** is a British language test that can typically be used in applications for admission to a British, Canadian, New Zealand or Australian University.
- The test is offered by EDU Denmark and takes place in Copenhagen.
- Information about IELTS: <https://edu-danmark.dk/ielts>

If French language documentation is required, you can register for the **DALF**-test (<https://institutfrancais.dk/da/kurser/dadelfdalftcf>). If German language documentation is required, you can read about e.g.

LANGUAGE TANDEM – WANT TO JOIN?

- Language tandem is offered by International Center at AU in collaboration with Studenterhus Aarhus
 - You will be paired with an international student at AU who speaks the language you want to practice.
 - You meet up and talk alternately in Danish and French/German/Spanish etc.
 - Sprogcenter Midt introduces the concept and gives you good advice.
- We expect to host the event during this Spring semester – stay tuned on **facebook.com/rejsud/** for information on the event date and how to sign up for the event
- You can also send an email to studyabroad@au.dk if you want to receive information about the event in your AU mailbox

COURSES AT YOUR HOST UNIVERSITY

- Pre-approval of courses
 - To ensure that the courses at your host university will be credit transferred to your degree programme
 - *The procedure of pre-approval varies from study to study – consult with your study portal or international coordinator*
- Change of courses
 - Contact your international coordinator if you want to make changes to the courses
 - *The procedure is dependent on your study – consult your study portal or international coordinator to find out what applies to your study*
- When you return to AU, the courses need to be transferred to your degree programme
 - *The procedure is dependent on your study area – consult your study portal or international coordinator to find out what applies to your study*
- Do you have questions regarding pre-approval of courses?
 - *Orient yourself on the processes on your study portal or contact the international office at your faculty. Find contact information on your study portal under **Study Abroad***

Ask your international coordinator if you have any questions

VISA?

- It is your responsibility to find out if you need a visa or a residence certificate
- Your host university knows the rules for the country you are going to
- The host university can help you if you need documentation for the application
- Start the process well in advance




Foto: Porapak Apichodilok / Pexels

INSURANCE

- In EU-countries you are covered by the blue EU Health Insurance Card
 - The EU Health Insurance Card does not cover medical transportation to Denmark, to consider supplementary health insurance.
 - Remember to check the expiration date
 - You can order the blue EU Health Insurance Card at www.borger.dk
- Outside the EU you are not covered by the blue health insurance card, so health- and liability insurance is recommended.
 - Check if your host university has specific requirements for health insurance.
- Separate travel insurance is recommended to cover theft, canceled flights, evacuation or medical transport to Denmark, etc.

SECURITY

- Keep up to date with the Danish Ministry of Foreign Affairs' travel guides – you can subscribe to them:
<https://um.dk/da/rejse-og-ophold/rejse-til-udlandet/rejsevejledninger/>
- Download the app: UM Rejseklar
- Always adhere to your host university's regulations and guidelines
- Make sure that your closest friends and family have your contact information



ACCOMMODATION

- Accommodation through your host university
 - Some universities offer accommodation for exchange students, but not all – consult your host university
 - Check the terms and conditions
 - At some universities you can apply for housing when you apply for admittance to the host university
- Housing at the private market
 - Travel to your destination a week or two before the start of the semester
 - Check the host university's recommendations

Consider and compare:

- On-campus?
- Off-campus?



Photo: Aleksander Pasaric / Pexels

GENERAL ADVICE FOR HOUSING

- In some countries, available housing options are only advertised when they are available, and thus it can be challenging to find something well in advance. In other countries, you need to start searching in advance
 - Ask your host university what's typical in their country
- Some students live in hostels or Airbnb's for a week or two, until they find something permanent
- 3 months of deposit and pre-paid rent is not necessarily something you do in other countries
- Be aware of scams – if it seems too good to be true, it probably is.
- Read the Travel Reports in MoveON made by former exchange students for tips and advice on where to live and how to find housing

YOUR ACCOMODATION IN AARHUS

- Sublet your apartment/room in Denmark to international students or researchers

Find information here:

<https://international.au.dk/life/locations/housing/auhousing/sublet-to-student-or-staff>



TRAVEL REPORTS

Travel reports are evaluations completed by AU students, who have been on exchange via one of AU's partnership agreements. Our recommendation: Read them!

Go to your study portal and find **Study Abroad** in the menu

- Click on **Where do you want to go?** in the menu and follow the link to the MoveON database
 - Find your host university in the database and click on "More details".
- If there are any Travel Reports available for your host university, they will be marked in the top bar "Travel Reports"

> MoveON database

Exchange Opportu...	Partner Institution	Travel Reports
Travel Reports - 1		
Academic year	2020-21	
Semester Abroad	Spring Semester 2021	
Travel reports	Travel report PDF	← Enjoy reading them!
Travel Reports - 2		
Academic year	2021-22	
Semester Abroad	Spring Semester 2022	
Travel reports	Travel report PDF	

MoveON Database AU – Aarhus

au.adv-pub.moveon4.de/home-page-1591/

AARHUS UNIVERSITY

Exchange Opportunities for AU Students

In the database, you can search for exchange opportunities in the 2024-25 academic year.
The database will be fully updated 1 November 2023 when the application round for 2024-25 opens.

Text search

Your degree programme at AU

Level at partner institution

Country

Type here to search

5°C Delvis skyet

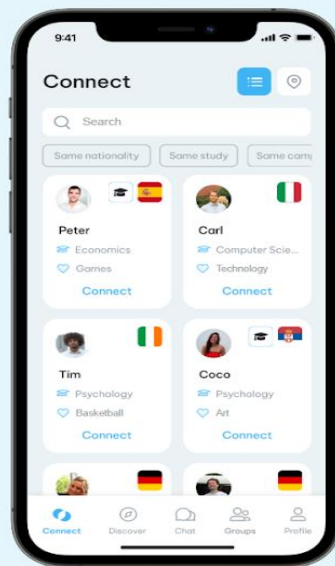
11:21
04-03-2024

GOIN' ABROAD NETWORK



Are you curious to see who's also Goin' to **your destination**?

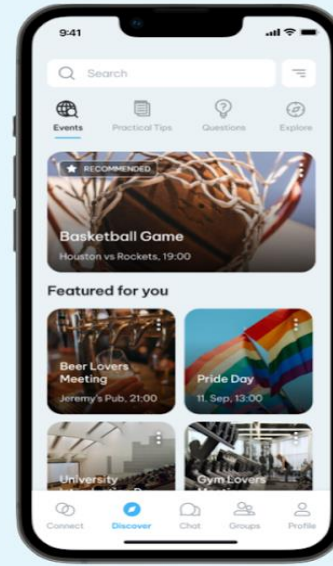
Find other students from AU and other universities going to the same destination as yourself before your arrival! When in the Goin' app, be sure to select 'Goin' Abroad Network' as your community.



Peer to Peer Connections



World Map View



Group Environments



Arrival Guide for Applications

FINANCES



SU

- You might be able to bring along your SU for your exchange stay. However different rules apply and international students that have the right to receive SU need to contact the SU office at AU to get clarification on their situation in relation to bringing along the SU.
- Find more information here: <https://www.su.dk/english/studies-abroad/>
- Generally, you need to make sure that your preapproval of courses is registered correctly in STADS, and furthermore your studies abroad must lead to full credit transfer if you wish to bring your SU during the entire stay abroad
- **Questions about SU? Please ask the SU-Office**

FUNDING

- Check examples on living costs in different cities: numbeo.com/cost-of-living
 - Aarhus is spelled "Arhus"
- Scholarships
- Savings
- Grant opportunities through AU:
 - Erasmus+ grant for students going abroad via an Erasmus+ agreement (Europe)
 - Nordplus/Nordlys-grant; for students going on exchange within the Nordplus- or Nordlys-program
 - Faculty grant/ "BSS Travel Grant"; is automatically assigned to you if you are exempt from the Erasmus+/Nordlys grant. (NAT-TECH students can get multiple stipends)
 - AU will report the grant to SKAT as tax-free



1. Erasmus+ programme
EU countries + Norway,
Iceland, Lichtenstein, Turkey,
Serbia, North Macedonia

AU Exchange
agreement
Central level
(university-wide), or
subject-specific

Erasmus+
Exchange student

Automatically
nominated for the
Erasmus+ grant

2. Nordlys programme
Greenland and Faroe Islands

AU Exchange
agreement
Central level
(university-wide)

Nordlys
Exchange student

Automatically
nominated for the
Nordlys grant

3. Nordplus programme
Nordic and Baltic countries

AU Exchange
agreement
Subject-specific

Nordplus
Exchange student

Automatically
nominated for the
Nordplus grant

4. Bilateral agreement
(typically overseas
destinations that are not
Erasmus+/Nordlys/Nordplus)

AU Exchange
agreement
Central level
(university-wide), or
subject-specific

Exchange student

Automatically
nominated for the
Faculty grant/
BSS Travel grant

TIPS & ADVICE FOR SCHOLARSHIPS

- Start well in advance.
- Scholarships
 - <https://studerendeonline.dk/en/legater/>
 - Consult their eligibility if you are not a Danish citizen
 - Consult if you can get any scholarships from your home country if you are not from Denmark
- Scholarship applications are like applying for a job in many ways – your application must convince somebody that you are the right candidate! Show that you are a good candidate (CV, statement letter, grades, recommendations)
- Explain why you are applying for the funding, and make sure your application matches the scholarship you apply for – what will come of it? Foundations often have specific purposes; how do you and your exchange contribute to that?
- Use your *Confirmation of Exchange* letter as documentation of your upcoming exchange
- Remember to write a thank you letter!

WHILE ABROAD

- Check your AU email and e-Boks regularly. There might be important information from AU or authorities that you must take care of, even abroad. Please note that, for security reasons, you cannot use an email client to send or receive AU emails if you are outside Denmark. An email client is typically an app (such as Outlook) that is installed on your phone, tablet or other device. You will be able to open the email client, but you will not see emails you've received whilst abroad, and you will not be able to send emails using the email client. Emails you send from an email client while abroad will not reach the recipient. Read more here: [Using AU mail whilst abroad](#)
- Keep an eye on deadlines for signing up for courses and exams at AU while you're abroad. You can do that on mystudies.au.dk
- In emergencies, consult your country's embassy in the host country. You can also always contact one of the AU employees who guided you during your study abroad.
- Make sure to get your Transcript of Records from your host university home with you.
- Remember that you are representing AU when you are on exchange via one of AU's exchange agreements.
- You can find information and advice on coping with culture shock and other intercultural topics on your study portal!

MAKE YOUR EXCHANGE ADVENTURE MORE CLIMATE-FRIENDLY – MORE GREEN



The graphic features a dark green background with two white circular icons. The left icon depicts a plate of food, and the right icon depicts a television set. Below these icons, a dark grey banner contains the text 'Green guide for AU students going abroad'. A second dark grey banner below that contains the text 'On this page you will find **inspiration** on how you can have a greener stay abroad'. A white line connects the bottom of the text banners to a semi-circle at the bottom center of the graphic.

Green guide for AU students going abroad

On this page you will find **inspiration** on how you can have a greener stay abroad

BACK HOME

- Consult your study portal to find out how the courses from your study abroad are credit transferred to your degree.
- As part of your study abroad you need to fill out a Travel Report in MoveOn. You will receive more information in your AU e-mail
- Accept that you need to readjust to your life in Denmark



USE YOUR STUDYPORTAL

- Find your study portal via <https://studerende.au.dk/en/study-abroad> and go to **"Study Abroad"**
 - Here you will find relevant information related to studying abroad
 - You can also read about preapproval of courses abroad and credit transfer on your study portal


Exchange - studying abroad

Did you know that Aarhus University has partner agreements with more than 1.000 exciting universities worldwide?

If you dream of an international dimension in your studies you should read more about all the fantastic exchange and internship opportunities Aarhus University has to offer!

Go to your study portal to find all useful information about studying abroad. [Find your study portal here.](#)

On your study portal you will discover, among other things, that Aarhus University is a part of Circle U., which is an alliance with nine strong European universities i.e.g. England, France, Belgium and Serbia. The alliance focuses on research, education and innovation within i.a. climate, global health and democracy.



Revised 24.08.2023 - [Internationalt Center](#)

WHAT'S NEXT...

- Read/re-read: Information in MoveON + the host universities website, mails from coordinators or the host university, emails from AU.
- Check MoveON; do you need to complete a language test?
- Special educational support: In addition to talking to your SPS counsellor about possible special educational support whilst on exchange you can investigate the possibility of getting extra time in any language tests - e.g TOEFL. In addition, some host universities offer students with special needs preferential right to housing, you should contact your host university directly to check if this is the case.
- Wait for information from your international coordinator at AU or your host university regarding the application procedure and course selection at your host university. When received, follow the instructions and apply for admission to your host university - adhere to deadlines and all requirements for documentation in the application!
- Read about preapproval of courses via your study portal. Contact your international coordinator if you have any questions concerning the preapproval.

THIS MEETING WAS NOT RECORDED – FIND SLIDES HERE

STUDENTS.AU.DK MYSTUDIES.AU.DK AU.DK FIND MENU

STUDY PORTAL - ARTS Dansk Search on Study portal - ..


AU > Students > Studies > Subject portals > Arts > Study Abroad > Practical information before departure

Practical information before departure

Here you'll find useful practical information about what's important to consider before going on exchange.

- Housing
- National Registration Office
- Residence permit and visa
- Driving license
- SU
- Special educational support
- Register on 'Danskerlisten'
- Health insurance
- Insurance
- Pre-departure meeting

After each application round, the Central International Office at AU hosts a pre-departure meeting for all students allocated a study abroad position at one of AU's partner institutions.



» Teaching

» [Elective Courses, Profile Courses etc.](#)

» Bachelor's project and Master's thesis

» Exams


» Academic Regulations

» Get help and counselling

» Rules and guidelines

» **Study Abroad**

- » Step-by-step
- » Self-designed supplementary subjects abroad (ITTU)
- » Why travel?
- » Where do you want to go?
- » How do you apply?
- » Language test
- » Financial aspects
- » **Practical information before departure**
- » Practical information while you are abroad
- » practical information when returning to AU
- » Freemover
- » Erasmus+ traineeship grant
- » Other travel opportunities
- » A more sustainable stay abroad
- » International coordinators





AARHUS
UNIVERSITET



FACULTY INFO SESSIONS

18.00

Faculty of Arts:

None

Faculty of Health:

<https://aarhusuniversity.zoom.us/j/67898710187>

Faculty of Natural Sciences & Faculty of Technical Sciences:

None

Aarhus BSS:

<https://aarhusuniversity.zoom.us/j/63836481583>

